



With 2018 About to Crash, We Look Forward to 2019 Including:

Heritage Festival of

Saskatoon



Sunday, Feb. 3, 2019

12 p.m. – 5 p.m.

Western Development Museum

2610 Lorne Avenue

This Meeting – Wednesday, December 5th ...is a THEME NIGHT!

#1. Canada Eh?

#2. Started in 2018 and Never Finished.

Also, this is the meeting for the “Target” Group to display their efforts.

Next Meeting – Wednesday January 2nd

Spare Parts is a monthly publication of the Saskatoon Chapter of the International Plastic Modellers Society (IPMS). Articles and comments should be submitted to Mike Reid, Editor, 41 Moncton Place, Saskatoon, SK S7H 4M6 or by email at minreid@shaw.ca.

THE EXECUTIVE PAGE

PROGRAMME FOR THE DECEMBER MEETING

6:30 pm Socializing, bring and build, etc.

7:30 pm **Business Agenda** (no reason not to continue building at the same time).

Visitors & Introductions.

Old Business: Update participant list for mall show.

New Business: Establish interest in The Collectors Show; Confirm Heritage Festival participants; any other business?

Juniors.

Treasurer's Report.

Models on the Display Tables.

2018 EVENTS CALENDAR

December 5th: Club Meeting Theme Night.

#1: Canada Eh?

#2: Started in 2018 and Never Finished.

December 16th: Afternoon build session at the Alice Turner Branch Library.

December 30th: Build session at the comic book store.

2019

January 2nd: Club Meeting.

January 6th: Install display at the Centre Mall.

January 20th: Afternoon build session at the Alice Turner Branch Library.

January 27th: Build session at the comic book store.

February 3rd: Saskatoon Heritage Festival

February 6th: Club Meeting.

February 10th: Remove display at the Centre Mall.

COMMENTARY

"Steady as she goes" is probably the best way to describe **SMAS** following the **AGM** in November. No changes were made to the Executive and no radical suggestions for 2019. A look back at 2018 reveals that we did two fewer public displays out of town (**Humboldt** and **Harris**), due to changes in the organizations at those places. We did add one event in town (the **Mini Maker Faire**), a show that is hoped to repeat in 2019. There has also been some interest expressed in having a presence at the **Collectors Show**. **Greg Burke** always has an impressive ship display at that event, so **SMAS** could bask in some of **Greg's** glory with our own tables. Many people have shied away from that event because so much of it is devoted to firearms. Fortunately the way the hall is organized, the firearm section is separate from other displays. Even if members decide not to present a club display, yours truly will be there with some models and a work-space. It is something I have done and enjoyed in the past.

Another one-day event that proved enjoyable was the **Saskatoon Heritage Festival**, held at the **WDM** on a Sunday in February. We have once again been invited to participate and it will be an ideal time for another "this-is-how-we-do-it" building demonstration. We had a good space last year but if there are more members interested in participating, there should be no problem in getting more tables. The event usually draws over 2,500 visitors, with involvement from many different community groups. The theme for 2019 is "Sharing our Stories" and our display quite often brings out stories from visitors, both on the military and civil sides. Makes for an interesting outing.

- Mike Reid



Ph: 306-954-3434

Email: info@expresshobbies.com

Web: www.expresshobbies.com

411 - 34th Street East
Saskatoon, SK S7K 0S9



CLUB MEMBER DISCOUNTS



GROUP 2 HOBBIES

Ph: 306-749-3606

Email: mailorder@group2hobbies.com

Web: www.group2hobbies.com

P.O. Box 339, 279 Bellamy Avenue
Birch Hills, SK S0J 0G0



J&P Hobby Supplies

Ph: (306) 764-2333

Email: jp.hobby@shaw.ca

300 - 13th Street West



Prince Albert, SK S6V 3G3



PAINT PROBLEMS

How do you ruin a very expensive long time commitment to a modelling project? Easy, spray **Model Master** acrylic paint on it!

I painted a base coat of **Model Master RLM 76** light blue-gray on this model, then, wanting painted-on markings, I masked it up to paint the markings. As I did so, one of the masks actually fell off with the paint still attached to it. I tried lifting a corner of tape only to find the paint not only




didn't stick to the model under the masks, but came off in sheets adjacent to the masks .

At this time there's about 30 bottles of **Testors Model Master** paint in my hobby room trash can.

Pictures show the initial coat of **RLM 76** (light bluish gray) (**Photo 1**), then the **Tamiya** overspray of **RLM 75** (gray violet) (**Photo 2**). That was followed by masking to paint the

markings and the final result of all that before stripping all the upper wing paint (using simple masking tape to peel it off) (**Photo 3**). It has since been repainted with **Tamiya** acrylic, "re-squiggled", masked and painted for markings without a hitch!

- Chris Parsons



STUFF ON THE TABLES

On the Tables in November

Various models were on display in November. Here is a breakdown of them:

Photo	Builder	Scale	Model	Kit	Additional Information
1	Wayne Welker	1/720	U.S.S. NIMITZ	Italeri - under construction	Kit to be finished by December meeting
2	Wayne Welker	1/700	I.J.N FUZO	Fujimi	Best IJN ship at RMS EXPO, Regina
3	Wayne Welker	1/144	Lockheed F-104G Starfighter	Revell Germany	3 rd prize at RMS EXPO, Regina
4	Wayne Welker	1/700	U.S.S. WOODWORTH	Dragon (photo etch included)	3 rd prize at RMS EXPO, Regina
5	Wayne Welker	1/700	German Cruiser PRINZ EUGEN	Tamiya - nice kit with good detail	Kit to be finished by December meeting
6	Wes Braid	1/25	1923 Ford Model T Truck	AMT "Coca Cola"	Box stock- chassis needed straightening using lots of hot water.
8	Andy Salamanchuk	1/25	"Hang 10" Surfer custom car	Body is from "Pie Wagon" kit	Remainder is scratch built
9	Andy Salamanchuk	1/16	'34 Ford car and 1910 Model T	'34 made into a tow car	Model T shown as a "barn find"
10	Artem	1/35	iT-28	KM with Friul track links, Eduard PE	Lots of old parts and Evolution figures
11	Artem	1/35	Panzerjager I	Dragon+Zvezda	Mix of Dragon + Zvezda parts + 3 sets of PE and metal items.
12	John Wise		Porsche 914	Revell	
13	John Wise	?	Yoda		
14	Daniel Glaeske	1/72	Avia B.534	Plastyk	Rigged with silver Spandex thread



- Mike Reid



...Continued on page 5

Photo 4



Photo 5



Photo 8



Photo 9



Photo 10



Photo 11

...Continued from page 5



WHAT EVER HAPPENED TO REALISM?

Throughout history the human race has been afflicted by many things, including the “Black Death” plague of the Middle Ages. Some things strike indiscriminately, others are selective, as is the latest scourge which also involves the colour black. I speak of “scribitis” which attacks some aircraft model builders and drives them to gouge the surface of a model, after which they fill the resulting channel with black paint or ink. Now, I believe in the three R’s of model building namely, reading, research and realism. When it comes to realism,

what not to do is shown in the November 2018 issue of AIRFIX MODELWORLD. The subject is a 1/72nd scale Messerschmitt Me 262. Photo 1 (a fully finished machine) was part of the article, so you would expect that is the appearance needed. I mentioned reading and research where it can be found that Dr. Messerschmitt was very particular about airflow over his designs. Turns out that if a panel was not removable, the joint with an adjoining panel was filled with a form of body putty. One source states it was very similar to BONDOL. Who knows, maybe that is where Bondo originated? Anyway, Photos 2 to 5 of an unpainted aircraft, show how it was applied. When fully finished the only lines showing were control surfaces and access panels. But Photo 6 shows what



...Continued on page 7

...Continued from page 6

happens when scribitis strikes. Totally unrealistic, yet far too many people in the hobby seem to think it is an absolute must to finish a model in this manner. In this case a lot of effort has gone to waste.

- Mike Reid



▲ The Me 262B fuselage differs considerably from the single-seat version, with a much-lengthened cockpit and raised fairing ahead of the tail for the canopy.

SMAS WEBSITE

Need to find SMAS newsletter back issues? Check us out! You can find them at: www.smasonline.net



BridgeCon 2019 Contest Categories

1. Aircraft

- A. 1/72 Scale Prop
- B. 1/72 Scale Jet
- C. 1/48 Scale Prop
- D. 1/48 Scale Jet
- E. 1/73 Scale and Smaller
- F. Rotary Wing (All Scales)
- G. 1/47 Scale and Larger

2. Armour

- A. Tanks; 1/72, 1/48 & 1/35
- B. Halftracks; 1/72, 1/48 & 1/35
- C. Armoured Cars; 1/72, 1/48 & 1/35
- D. Soft-Skinned Vehicles; 1/72, 1/48 & 1/35
- E. Artillery (All Field; All Scales)
- F. Military Rockets (All Scales)
- G. Armour (All Other Scales)

3. Civilian Automotive

- A. 1/25-1/24 Street
- B. 1/25-1/24 Competition
- C. 1/25-1/24 Show
- D. 1/25-1/24 Trucks Small (1/2 Tons, Vans, etc.)
- E. 1/25-1/24 Trucks Large (Semi, Gravel Truck, Bus, Commercial Vehicle)
- F. Motorcycles (All Scales)
- G. Large Scale
- H. Factory Stock Dealer Delivered
- K. 1/25-1/24 Street Machine
- L. 1/25-1/24 Hot Rod
- M. 1/25-1/24 Street Rod
- N. 1/25-1/24 Custom
- O. Small Scale

4. Ship

- A. Power
- B. Sail
- C. Submarine

5. Space & Sci-Fi

- A. Real Spaceships and Rockets
- B. Sci-Fi (Including Mecha, Gaming & Robots)

6. Figures (All Scales)

- A. Civilian
- B. Others

7. Vignettes/Dioramas (All Scales)

- A. Vignette Military
- B. Vignette Other
- C. Diorama Military
- D. Diorama Other
- E. Vignette Military (Imagination)
- F. Diorama Other (Imagination)

8. Collection

5 or More Closely Related Items

9. Miscellaneous (All Scales)

Anything that doesn't fit in other categories.
Engines, cockpits, buildings, trains, humourous, etc.

10. Junior Division

16 years and under; all subjects.

SMAS Executive

Ray Moskowec - President

Ph: 306-491-8651

Email: rposkowec27@outlook.com

Mike Reid - Vice-President

Ph: 306-477-1927

Email: minreid@shaw.ca

Rick Hales - Treasurer

Ph: 306-933-2938

Email: richale@sasktel.net

Mike Reid - Newsletter Editor • Ph: 306-477-1927 • Email: minreid@shaw.ca

Printing Courtesy of

mister print

New Address! 1-306-934-7575
2720 Millar Avenue
Saskatoon, SK Canada

SMAS meets on the first Wednesday of each month at the Parkridge Centre, 110 Gropper Crescent, Saskatoon (off Fairlight Drive), officially starting at 7:00 p.m. Any suitable material received for the newsletter on the Sunday before the meeting, stands a very good chance of being printed for that issue.

